


**Rabobank**

# Economic implications of the coronavirus

## Global Economic Report

### RaboResearch

Global Economics &  
Markets  
mr.rabobank.com

#### Raphie Hayat

Senior Economist  
+31 88 725 37 10

#### Elwin de Groot

Head of Macro Strategy  
+31 30 7121322

#### Hugo Erken

Head of International  
Economics  
+31 88 7215260

#### Stefan Vogel

Head of ACMR  
+44 20 76649523

What do we know about the 2019 coronavirus?  
How have financial markets reacted to the outbreak?

1  
2

The economic implications: is this time different?  
How will the global economy be affected?

3  
4

## Summary

- The coronavirus that is currently spreading in China and beyond its borders, has financial markets rattled. Experience with virus outbreaks in the past shows that markets often bounce back quickly
- The economic impact on China hinges on the ability of the Chinese government to contain the virus and its policy actions to mitigate the impact
- Even if the virus outbreak turns out to be comparable to SARS, its global economic effects are likely to be larger than in 2002/2003, as China has a much bigger share in the global economy nowadays. Moreover, economies are much more interlinked than 17 years ago
- With global economic growth already in a deceleration phase, the virus is another risk that supports our view that we will see global recession this year and that central banks in developed markets will probably have more work to do in terms of stimulus
- At this point, we don't expect any *permanent* damage of the epidemic to the Chinese economy or other regions across the globe. In the past, economies have shown to make up for temporary losses after the dust had settled
- Although the current crisis could make it even harder for China to live up to its recent pledge to crank up US imports of goods and services by USD 200bn goods over the next two years, we don't foresee an additional negative effect on US-China trade relations as the Phase One deal clearly mentions exemptions in case of a natural disaster
- However, in case of a further spread of the virus globally or in case of defaults among China's highly indebted non-financial corporates due to the containment measures, the risk of permanent damage increases significantly
- For The Netherlands the effects will likely be indirect, via global growth, trade and sentiment. However, specific sectors supplying marine equipment, machinery and chemicals to Wuhan could also be hit

In this Special, we look at the potential economic impact of the coronavirus that has been plaguing China since late 2019.

## What do we know about the 2019 coronavirus?

The 2019 coronavirus started in the city of Wuhan (Hubei province) and belongs to the same group of viruses as SARS and MERS.<sup>1</sup> In most cases these viruses lead to relatively mild symptoms such as fever, coughing and shortness of breath (according to the [World Health Organization](#)). Because SARS has plagued China before (in late 2002 and 2003), it seems natural to compare the situation then to now. Before we do that, however, we should emphasize that there could be important differences between SARS and the 2019 coronavirus (Table 1), as we are still in the early stage of recognition.

<sup>1</sup> SARS stands for Severe Acute Respiratory Syndrome and MERS for Middle East Respiratory Syndrome.

First, based on the current data, the 2019 coronavirus seems to be less deadly than SARS. Where SARS had a mortality rate (number of deaths per number of affected people) of 10%, the 2019 coronavirus' most recent numbers indicate a significantly lower mortality rate.

**Second, although it is not clear yet whether the 2019 coronavirus is more contagious than SARS (they both are assumed to spread through the air), it does seem to be spreading faster than SARS.** The 2002/2003 SARS outbreak led to a total of about 8000 effected cases over a course of 8 months, where the 2019 coronavirus has almost that number in a couple of weeks.

**Table 1: A brief comparison of three coronaviruses**

	<i>SARS</i>	<i>MERS-CoV</i>	<i>2019-nCoV</i>
Origin	Southern China (Guangdong)	Saudi-Arabia, Middle-East	China (Wuhan)
Fatality rate	9.6% - 11.0% (mostly in China, HK, TW, CA and SG)	~35%	2-5% (mostly China so far)
Total cases	8098-8422	2494	7783 (29/1/2020)
Total fatalities	774-926	858	170
Period of outbreak	16 Nov 2002 – Jul 2003	2012Q4 –	8 Dec 2019 –
–Peak of outbreak	Feb 2003 – May 2003	Mar 2014 – End 2015	20 Jan 2020 -
Reproduction rate/infectiousness	2 – 4 (later reduced to 0.4)	“Does not pass easily human-human”	1.4 – 3.8
Incubation time	2-7 days (CDC)	2- 14 days (~5 avg, CDC)	2 – 14 days

Source: WHO, Wikipedia, CDC, Johns Hopkins University CSSE

The incubation time, which is the time it takes for symptoms of the virus to surface, of the 2019 coronavirus is longer than SARS. This is an important difference, as people can have the coronavirus and pass it on without knowing they are sick. There's been an increasing number of cases reported outside China, notably in Thailand (the NY Times has a good [map](#) showing this). Meanwhile, the WHO Emergency Committee will be reconvened today to decide whether this crisis is a 'public health emergency of international concern'.

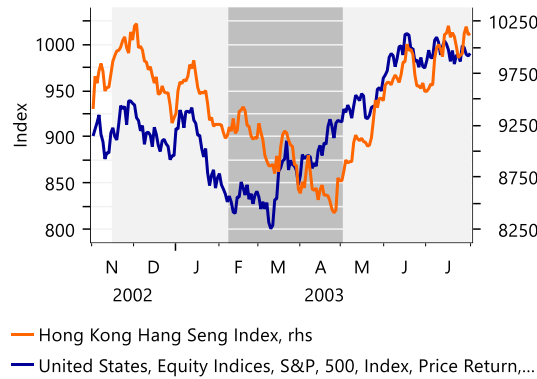
## How have financial markets reacted to the outbreak?

Financial markets have reacted relatively strongly to the virus outbreak, but certainly not out of the ordinary yet. Stock markets first levelled off in Asia, but other markets followed quickly. In the meantime, the Hang Seng Index has lost about 6% since last Friday (Figure 2). For the S&P the loss is a much more modest 1%. Losses are more significant when compared to the peak in many equity markets, seen on 17 January – as sentiment was riding high on the US-China trade deal and a positive macro backdrop. As result of the risk-off sentiment, demand for safe haven assets such as US Treasuries was fuelled, pulling 10 year US Treasury yields down below 1.6%, where levels above 1.8% were still recorded in the first weeks of January (Figure 3), although the decline yesterday (-5bp) was largely down to the FOMC meeting.

Moreover, the US dollar and Japanese Yen have strengthened, while many emerging market currencies have weakened. Oil prices have also declined sharply, reflecting a combination of weaker sentiment and concerns that the virus outbreak and its containment measures will lead to lower demand for oil and other raw materials by China (Figure 4).

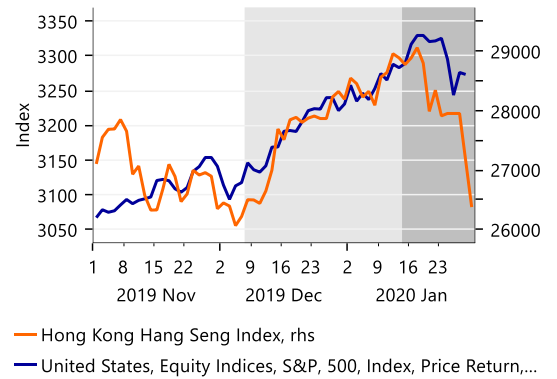
**All in all, markets have clearly been rattled. Given the uncertainty about the severity and global spread of the outbreak, it is too soon to judge whether markets will recover from these losses anytime soon.**

**Figure 1: Market sentiment quickly recovered after SARS**



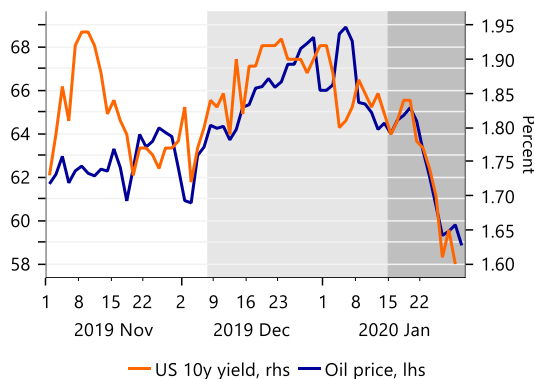
Source: Macrobond  
Dark grey = peak of crisis

**Figure 2: Equity markets correct as 2019-nCoV virus news hits the headlines**



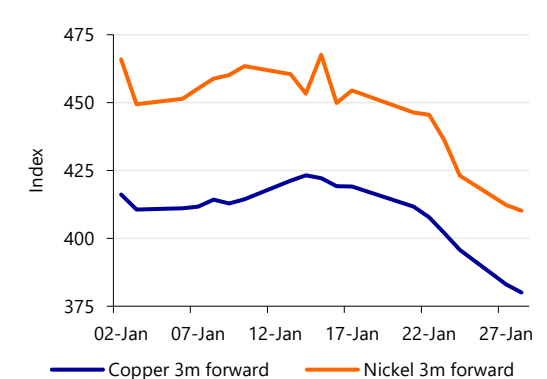
Source: Macrobond  
Dark grey: 2019-nCoV news hits headlines

**Figure 3: Oil prices down sharply, safe-haven demand pulling down US bond yields**



Source: Macrobond  
Dark grey: 2019-nCoV news hits headlines

**Figure 4: Other commodities have suffered as well**

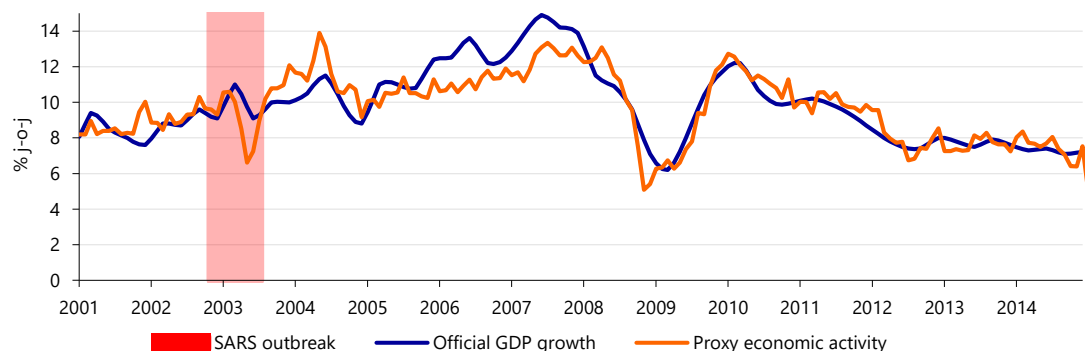


Source: Macrobond

## The economic implications: is this time different?

During the SARS outbreak China experienced a sharp dip in economic activity (Figure 5). Our calculations show that monthly growth dropped from roughly 10% (y-o-y) early 2003 to 6.6% at the peak of the SARS crisis. Land, water and rail travelling dropped by 50% (y-o-y), freight volume dropped by 15% (y-o-y). The tourist sector also took a hit. However, the economy rebounded quite quickly after the outbreak was contained, making up for previous losses. This underlines that the SARS epidemic did not have any negative impact on production capacity.

**Figure 5: The economic damage was temporary in the past, but will it also be this time?**



Source: Rabobank, Macrobond

## Expected economic impact of 2019 coronavirus

The question now is whether the current epidemic will result in (only) temporary limited economic effects. For starters, economic growth in the first quarter of this year will most likely get hurt since the virus outbreak coincides with the period surrounding the Chinese New Year (January 25<sup>th</sup>), which tends to be a strong period for retail sales. In addition, the Hubei province (where most of the affected cities are located) represents a sizable part of Chinese GDP (4%) and its capital (Wuhan) is an important transportation hub and the second largest car manufacturer of China.

**Based on the SARS experience and on the information we have right now, we think that a temporary impact of around 1-2% on GDP is a reasonable estimate.** If this is largely offset by higher growth in the second half of 2020 the overall impact on annual GDP growth could still be relatively limited (to a few tenths of a percentage point).

What happens beyond the first quarter depends on the severity of the virus outbreak, the Chinese government's ability to contain it, and government stimulus to make up for the economic damage.

**Taking these factors together, the picture does not look particularly rosy.** The severity of the outbreak is still uncertain and the government's shutdown of major cities in Hubei (although pro-active and swift) might not have much effect if the virus has infected many people outside the containment areas. In addition, even though we expect the Chinese government to stimulate the economy (either via monetary or fiscal policy), we wonder how effective it will be if consumer sentiment suffers greatly.

## How about the trade tensions?

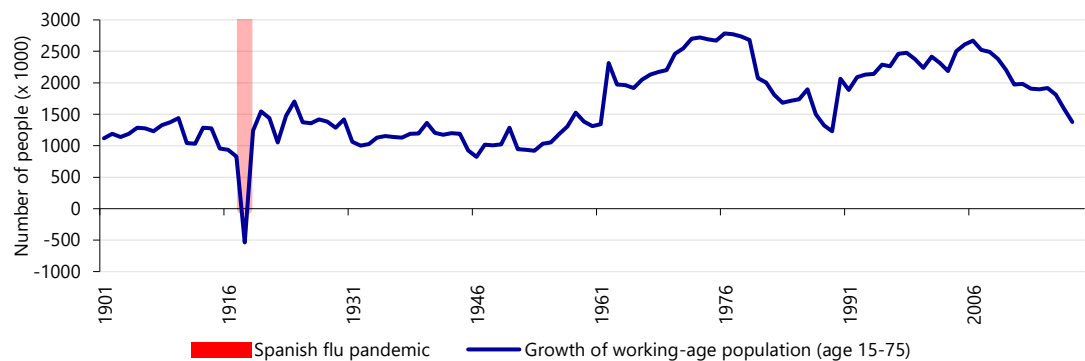
Finally, we do not expect the coronavirus to create further trade tensions between the US and China. In the recently signed [Phase One agreement](#) between China and the US, China has pledged to increase imports of US goods and service by 200bn over the next two years (vis-à-vis 2017 import levels of US goods and services). With a possibly sharp slowdown ahead caused by the virus, China might not be able to live up to this promise. If this is the case, we expect a mild response by the US. The Phase One deal is [clear cut](#) about the occurrence of unexpected events or disasters (Article 7.6): *"In the event that a natural disaster or other unforeseeable event outside the control of the Parties delays a Party from timely complying with its obligations under this Agreement, the Parties shall consult with each other."*

Indeed, one could even argue that the virus outbreak could be the perfect excuse for China to not live up to its pledges, although that may still be to the detriment of the US-China relationship from a medium-term perspective.

## Permanent damage?

The question is whether the current epidemic can leave a permanent mark on the Chinese economy or, if it spreads further, the global economy. Permanent economic damage often occurs in case of a supply-side shock in the economy. This means supply-side factors, i.e. capital, labor and technology, are permanently affected by drastic events, such as an armed war, natural disasters, financial crises or a global epidemic or *pandemic*. At this point, the corona outbreak is nowhere near a pandemic and such a pandemic should be considered as a worst case scenario. But under such a scenario, there is a high risk of permanent economic damage. Pandemics in the past, such as the Plague in the mid-14<sup>th</sup> century or the Spanish flu in 1918-1920, illustrate how these events can leave economies crippled. Due to the Spanish flu, for instance, the US working-age population shrank by half a million people over the course of one year (Figure 6).

Figure 6: Working-age population in the US shrank by 500.000 people



Source: US Census Bureau, Macrobond, Rabobank

Another important channel through which permanent economic damage could occur is through lower capital levels per worker or capital destruction. In China this could for instance happen if heavily-indebted non-financial corporates (especially ones in the manufacturing sector) would go bankrupt as a result of the quarantine. The debt load of Chinese non-financial corporates has ballooned over the past 20 years to more than 150% of GDP.

These companies rely on high economic growth to keep servicing this debt. If this high growth levels off, even for a relatively modest short period, such highly indebted companies could find it difficult to stay honour their obligations, without massive government support. Indeed the government might give this support, perhaps by letting the Chinese central bank pump liquidity in the system, although then it would also risk (possibly much) higher inflation.

Lastly, if human capital mobility, foreign investor sentiment and trade are negatively affected over a longer period of time, this also has negative impact on productivity growth and technological catching-up.

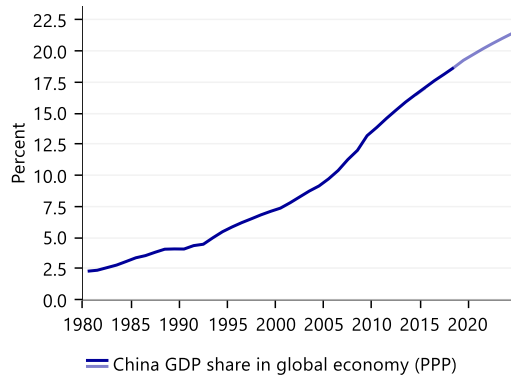
## How will the global economy be affected?

**Compared to the 2002/2003 SARS outbreak, the global economic effects of the 2019 coronavirus are likely to be more severe. Simply put, China is (i) much bigger, (ii) more intertwined with the global economy and (iii) more vulnerable than it was 17 years ago.**

In 2003 China represented only about 7.5% of world GDP, while it now represents more than 20% (Figure 7). Thus an economic effect on China is likely to have more global consequences that it would have had 17 years ago. China has also become more intertwined in the world economy, China international air traffic was only 5 million in 2000, while it is almost 55 million now (Figure 8). Chinese tourists account for a large part of tourism in, for example, Thailand (30%) and Australia (15%). China has also become a major part of global value chains, which (if disrupted) could have major implications for international companies. In addition, China is more vulnerable now than it was 17 years ago: it has much higher debt, trade tensions with a major trading partner and its growth has been steadily slowing down for a number of years, which gives a weak starting point to face such a crisis.

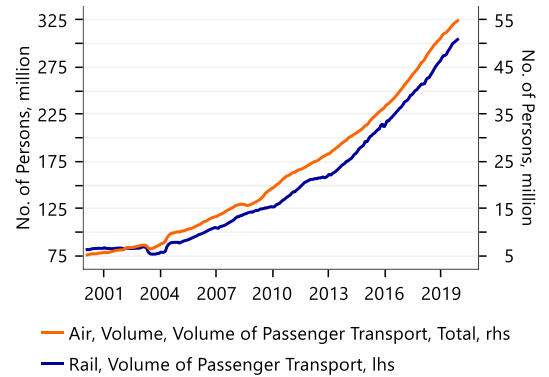
Together, these ingredients do not bode well for the world economy, if the coronavirus outbreak persists, the effects will be felt through global growth, trade and global value chains as well as in specific sectors such as transport and tourism. **All in all, with global economic growth already in a deceleration phase, the virus is another risk that supports our view that we will see global recession this year and that central banks of developed markets will probably have more work to do in terms of stimulus.**

Figure 7: China has become much bigger...



Source: Macrobond

Figure 8: ...and more intertwined globally



Source: Macrobond

## Could the Netherlands get hurt?

As of yet, there are no confirmed cases of the virus in the Netherlands. We think the effect of the outbreak on Dutch companies will mainly be indirect, via global economic growth and sentiment. As a relatively small open economy, the Netherlands is sensitive to global trade (which will get hurt). Given the Netherlands' role as gateway to Europe for China, the transport sector specifically could suffer. But also other companies in sectors that have exposure to cities that have been shut down such as Wuhan. The Netherlands for example (according to the [Netherlands Enterprise Agency](#)) imports textile, mobile phones and medical equipment from Wuhan and exports marine equipment, machinery and chemicals to the city. Dutch companies importing or supplying these goods will likely be hit.

### F&A: Impact on Food and Agriculture might be short-lived

The coronavirus raises uncertainties to China's massive food and agri sector. As neither the pace and scale of escalation of the virus nor the timeframe until the situation is fully under control is known it is worthwhile to review some of the experiences made during the SARS outbreak. During that incident mainly the food service sector faced negative impacts. And this can also be expected in parts with the coronavirus outbreak as e.g. already several coffee chains announced a temporary closure of a large number of their stores. During SARS the negative impact on the food service sector benefited the retail sector as consumers ate more at home. With the improvements since SARS in E-commerce and food delivery some parts of the food service sector might benefit more than during SARS. Even so there might be a temporary shift of how people consume, we do not expect a decline in overall consumption levels.

Considering SARS experience, but clearly depending on the scale and length of the coronavirus outbreak, the impact on F&A might be short-lived. A look at key consumption and import data for China show that during SARS no significant demand slowdown for e.g. meat, vegetable oils and grains and oilseeds was noted and imports for most agri commodities continued their growth path.

Still, global prices of some agri commodities have in recent days reacted volatile due to the coronavirus. Often in line with the moves seen in other asset classes, particularly crude oil prices. Palm oil prices at the Malaysian exchange reacted with a sharp price drop followed by some recovery which can be explained by 1) China is the third largest importer of palm oil in the world importing 14% of all trade palm oil and thus a key demand and price driver; 2) palm oil is used to produce biofuels (1/3rd of the global biodiesel production uses palm oil as a feedstock) and with changes in energy and crude oil prices also prices of biofuels and raw materials used to produce those biofuels move.

## **RaboResearch**

Global Economics & Markets  
mr.rabobank.com

### Global Head

---

#### **Jan Lambregts**

+44 20 7664 9669  
Jan.Lambregts@Rabobank.com

## **Macro Strategy**

### **Europe**

---

#### **Elwin de Groot**

Head of Macro Strategy  
Eurozone, ECB  
+31 30 712 1322  
Elwin.de.Groot@Rabobank.com

#### **Stefan Koopman**

Senior Market Economist  
UK, Eurozone  
+31 30 712 1328  
Stefan.Koopman@Rabobank.com

#### **Teeuwe Mevissen**

Senior Market Economist  
Eurozone  
+31 30 712 1509  
Teeuwe.Mevissen@Rabobank.com

#### **Bas van Geffen**

Quantitative Analyst  
ECB  
+31 30 712 1046  
Bas.van.Geffen@Rabobank.com

#### **Maartje Wijffelaars**

Senior Economist  
Italy, Spain, Portugal, Greece  
+31 88 721 8329  
Maartje.Wijffelaars@Rabobank.nl

#### **Erik-Jan van Harn**

Economist  
Germany, France  
+31 6 30 020 936  
Erik-Jan.van.Harn@Rabobank.nl

#### **Wim Boonstra**

Senior Advisor  
  
+31 30 216 2666  
Wim.Boonstra@Rabobank.nl

### **Americas**

---

#### **Philip Marey**

Senior Market Strategist  
United States, Fed  
+31 30 712 1437  
Philip.Marey@Rabobank.com

#### **Hugo Erken**

Head of International Economics  
United States  
+31 88 721 5260  
Hugo.Erken@Rabobank.nl

#### **Christian Lawrence**

Senior Market Strategist  
Canada, Mexico  
+1 212 808 6923  
Christian.Lawrence@Rabobank.com

#### **Gabriel Santos**

Strategist  
Brazil  
+55 11 5503 7288  
Gabriel.Santos@Rabobank.com

### **Asia-Pacific**

---

#### **Michael Every**

Senior Market Strategist  
Asia, Australia, New Zealand  
+852 2103 2612  
Michael.Every@Rabobank.com

#### **Björn Giesbergen**

Senior Economist  
China, Japan  
+31 88 724 8233  
Bjorn.Giesbergen@Rabobank.nl

#### **Hugo Erken**

Head of International Economics  
India  
+31 88 721 5260  
Hugo.Erken@Rabobank.nl

#### **Raphie Hayat**

Senior Economist  
  
+31 30 216 2666  
Raphie.Hayat@Rabobank.nl

## FX Strategy

---

**Jane Foley**

Head of FX Strategy  
G10 FX  
+44 20 7809 4776  
Jane.Foley@Rabobank.com

---

**Piotr Matys**

Senior FX Strategist  
Central & Eastern Europe FX  
+44 20 7664 9774  
Piotr.Matys@Rabobank.com

---

**Christian Lawrence**

Senior Market Strategist  
LatAm FX  
+1 212 808 6923  
Christian.Lawrence@Rabobank.com

## Rates Strategy

---

**Richard McGuire**

Head of Rates Strategy  
+44 20 7664 9730  
Richard.McGuire@Rabobank.com

---

**Lyn Graham-Taylor**

Senior Rates Strategist  
+44 20 7664 9732  
Lyn.Graham-Taylor@Rabobank.com

---

**Matt Cairns**

Senior SSA Strategist  
+44 20 7664 9502  
Matt.Cairns@Rabobank.com

## Credit Strategy & Regulation

---

**Ruben van Leeuwen**

Head of Credit Strategy  
ABS, Covered Bonds  
+31 30 712 1391  
Ruben.van.Leeuwen@Rabobank.com

---

**Vaclav Vacikar**

Analyst  
Financials  
+31 30 712 1519  
Vaclav.Vacikar@Rabobank.com

---

**Hyung-Ja de Zeeuw**

Senior Strategist  
Corporates  
+31 30 712 1555  
Hyung-Ja.de.Zeeuw@Rabobank.com

---

**Bas van Zanden**

Senior Analyst  
Pension funds, Regulation  
+31 30 712 1869  
Bas.van.Zanden@Rabobank.com

---

**Cas Bonsema**

Analyst  
ABS  
+31 30 712 1849  
Cas.Bonsema@Rabobank.com

## Energy & Metals

---

**Ryan Fitzmaurice**

Strategist  
+1 212 916 7874  
Ryan.Fitzmaurice@Rabobank.com

## Agri Commodity Markets

---

**Stefan Vogel**

Head of ACMR  
+44 20 7664 9523  
Stefan.Vogel@Rabobank.com

---

**Carlos Mera**

Senior Commodity Analyst  
+44 20 7664 9512  
Carlos.Mera@Rabobank.nl

---

**Michael Magdovitz**

Commodity Analyst  
+44 20 7664 9969  
Michael.Magdovitz@Rabobank.com



## ***Client coverage***

### **Wholesale Corporate Clients**

Martijn Sorber	Global Head	+31 30 712 3578	Martijn.Sorber@Rabobank.com
Hans Deusing	Netherlands	+31 30 216 9045	Hans.Deusing@Rabobank.com
David Kane	Europe	+44 20 7664 9744	David.Kane@Rabobank.com
Neil Williamson	North America	+1 212 808 6966	Neil.Williamson@Rabobank.com
David Teakle	Australia, New Zealand	+61 2 8115 3101	David.Teakle@Rabobank.com
Ethan Sheng	Asia	+852 2103 2688	Ethan.Sheng@Rabobank.com
Ricardo Rosa	Brazil	+55 11 5503 7150	Ricardo.Rosa@Rabobank.com

### **Financial Institutions**

Youssef El Mir	Short Term Interest Rates	+31 30 216 9454	Youssef.El.Mir@Rabobank.com
Henk Rozendaal	Interest Rate Derivatives	+31 30 216 9423	Henk.Rozendaal@Rabobank.com
Huib Verbeek	Bonds	+31 30 216 9612	Huib.Verbeek@Rabobank.com
Martijn Sorber	Solutions	+31 30 712 3578	Martijn.Sorber@Rabobank.com

### **Capital Markets**

Herald Top	Global Head of Capital Markets	+31 30 216 9501	Herald.Top@Rabobank.com
Christopher Hartofilis	Capital Markets USA	+1 212 808 6890	Christopher.Hartofilis@Rabobank.com
Ian Baggott	Capital Markets Asia	+852 2103 2629	Ian.Baggott@Rabobank.com
Willem Kröner	Global Head of Equity Capital Markets	+31 30 712 4783	Willem.Kroner@Rabobank.com
Harman Dhami	DCM Syndicate	+44 20 7664 9738	Harman.Dhami@Rabobank.com
Crispijn Kooijmans	DCM FIIs & SSAs	+31 30 216 9028	Crispijn.Kooijmans@Rabobank.com
Bjorn Alink	DCM Securitisation & Covered Bonds	+31 30 216 9393	Bjorn.Alink@Rabobank.com
Othmar ter Waarbeek	DCM Corporate Bonds	+31 30 216 9022	Othmar.ter.Waarbeek@Rabobank.com
Joris Reijnders	DCM Corporate Loans	+31 30 216 9510	Joris.Reijnders@Rabobank.com
Brian Percival	DCM Leveraged Finance	+44 20 7809 3156	Brian.Percival@Rabobank.com

---

## Disclaimer

### Non Independent Research

This document is issued by Coöperatieve Rabobank U.A. incorporated in the Netherlands, trading as Rabobank (Rabobank) a cooperative with excluded liability. The liability of its members is limited. Rabobank is authorised by De Nederlandsche Bank (DNB) and the Netherlands Authority for the Financial Markets (AFM). Rabobank London Branch (RL) is authorised by the Prudential Regulation Authority (PRA) and subject to limited regulation by the Financial Conduct Authority (FCA) and PRA. Details about the extent of our authorisation and regulation by the PRA, and regulation by the FCA are available from us on request. RL is registered in England and Wales under Company no. FC 11780 and under Branch No. BR002630. This document is directed exclusively to Eligible Counterparties and Professional Clients. It is not directed at Retail Clients.

This document does not purport to be impartial research and has not been prepared in accordance with legal requirements designed to promote the independence of Investment Research and is not subject to any prohibition on dealing ahead of the dissemination of Investment Research. This document does NOT purport to be an impartial assessment of the value or prospects of its subject matter and it must not be relied upon by any recipient as an impartial assessment of the value or prospects of its subject matter. No reliance may be placed by a recipient on any representations or statements made outside this document (oral or written) by any person which state or imply (or may be reasonably viewed as stating or implying) any such impartiality.

This document is for information purposes only and is not, and should not be construed as, an offer or a commitment by RL or any of its affiliates to enter into a transaction. This document does not constitute investment advice and nor is any information provided intended to offer sufficient information such that it should be relied upon for the purposes of making a decision in relation to whether to acquire any financial products. The information and opinions contained in this document have been compiled or arrived at from sources believed to be reliable, but no representation or warranty, express or implied, is made as to their accuracy, completeness or correctness.

The information contained in this document is not to be relied upon by the recipient as authoritative or taken in substitution for the exercise of judgement by any recipient. Any opinions, forecasts or estimates herein constitute a judgement of RL as at the date of this document, and there can be no assurance that future results or events will be consistent with any such opinions, forecasts or estimates. All opinions expressed in this document are subject to change without notice.

To the extent permitted by law, neither RL, nor other legal entities in the group to which it belongs accept any liability whatsoever for any direct or consequential loss howsoever arising from any use of this document or its contents or otherwise arising in connection therewith.

Insofar as permitted by applicable laws and regulations, RL or other legal entities in the group to which it belongs, their directors, officers and/or employees may have had or have a long or short position or act as a market maker and may have traded or acted as principal in the securities described within this document (or related investments) or may otherwise have conflicting interests. This may include hedging transactions carried out by RL or other legal entities in the group, and such hedging transactions may affect the value and/or liquidity of the securities described in this document. Further it may have or have had a relationship with or may provide or have provided corporate finance or other services to companies whose securities (or related investments) are described in this document. Further, internal and external publications may have been issued prior to this publication where strategies may conflict according to market conditions at the time of each publication.

This document may not be reproduced, distributed or published, in whole or in part, for any purpose, except with the prior written consent of RL. By accepting this document you agree to be bound by the foregoing restrictions. The distribution of this document in other jurisdictions may be restricted by law and recipients of this document should inform themselves about, and observe any such restrictions.

Please email [fm.global.unsubscribe@rabobank.com](mailto:fm.global.unsubscribe@rabobank.com) to be removed from this mailing list

A summary of the methodology can be found on our website [www.rabobank.com](http://www.rabobank.com)

© Rabobank London, Thames Court, One Queenhithe, London EC4V 3RL +44(0) 207 809 3000